

Project: _____ Type: _____

- Softstep II Titanium Plus + Light Step is an illuminated, pliable bullnose designed for secure foot placement 3′ - 12′ lengths with a reflective edge for delineation and patrons' safety.
- An LED top and bottom row is recommended for 90° indoor steps more than 4′ in length.
- Pre-cut and assembled according to specification.
- Optional illuminated row indicator is available (see Page 2).
- Matching field-cuttable wireway with contrasting grey stripe is available in 8′ lengths.
- Soft-molded end caps complete the integrated system. Individually replaceable LED PCBs easily snap into Titanium modules for easy and economical maintenance.

Dimensions

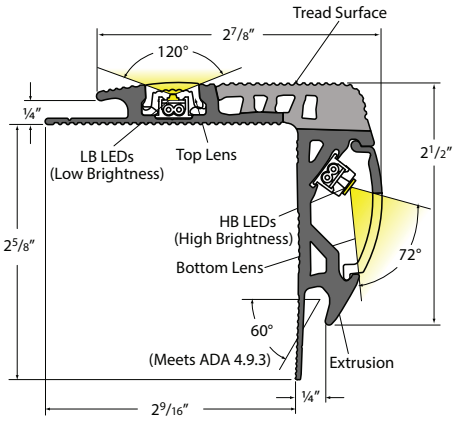

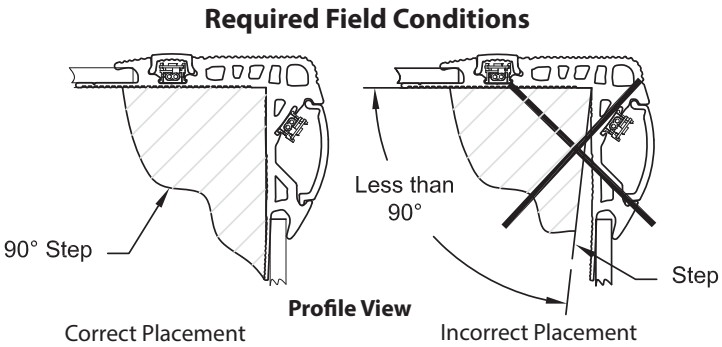

Note: If step riser is not 90°, consult factory.

Tivoli, LLC. reserves the right to modify this specification without prior notice.

Copyright © 2021 Tivoli 01.12.2026

www.tivolilighting.com tel: 714-957-6101 fax: 714-427-3458

Order Guide

PRODUCT CODE	LED SPACING	LED COLOR TOP ROW	LED COLOR BOTTOM ROW	END CAP LEFT	END CAP RIGHT	POWER FEED	EXT COLOR	*FIXTURE LENGTH
SP								
SP = Softstep II Titanium Plus +	04 = 4″ O.C. 06 = 6″ O.C. 09 = 9″ O.C. 12 = 12″ O.C.	NL = No LED 19 = 1900K 27 = 2700K 30 = 3000K 35 = 3500K 40 = 4000K AM =Amber RD = Red BL = Blue	NL = No LED 19 = 1900K 27 = 2700K 30 = 3000K 35 = 3500K 40 = 4000K AM =Amber RD = Red BL = Blue	S = Carpet to Edge C = Carpet to Carpet N = No End Cap	S = Carpet to Edge C = Carpet to Carpet N = No End Cap	L = Left R = Right	B = All Black T = Two Tone	3.0 = 3′ 3.5 = 3.5′ 4.0 = 4′ 4.5 = 4.5′ 5.0 = 5′ 5.5 = 5.5′ 6.0 = 6′ *Available in 6″ increments up to 12′

Optional Row Indicator Information

*For ordering details see sample organizing chart below.

Figure (A) Example figure shows Row Indicators on middle staircase, steps 10, 13, and 16.

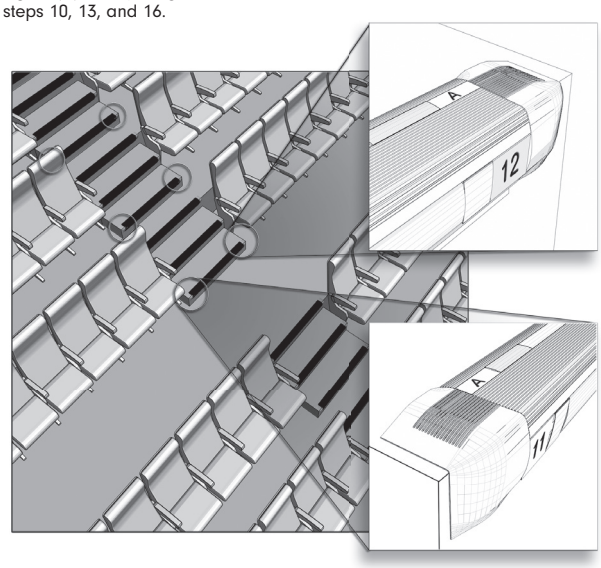

Character Designation

When selecting Row Indicators for your SoftStep II™ Titanium installation, here are some examples and guides to make your ordering process easier.

Within the figure (A) illustration we have offered an example spreadsheet to help organize your needs when designing row indicators into your venue. Your spreadsheet should reflect the call out and placement of each step by row and it's number that requires an indicator as shown in figure (A).

When looking at a seating layout from the stage or screen perspective, usually the first chair on the left side of the first row would be A1. In our illustration we have an orchestra pit section, so our Row A and seat 1 to 11 start on the isle. Seats A11 and A12 are separated by the middle staircase and reflect that design in the Row Indicators as shown.

With every venue, each auditorium has it own unique design parameters. To assist you, the SoftStep II™ Titanium row indicators offer THREE CHARACTER placements of any letter or number combination you desire. Defining those character call outs is as easy as listing them in a spreadsheet as shown in figure (B).

To help organize and clarify your need for row indicators, it is important to create a spread sheet that reflects the placement of row indicators in your working drawings or blueprints. Our figure (A) example shows the placement of row indicators on steps 10, 13 and 16 in the middle staircase.

Figure (B)

SAMPLE ORGANIZING CHART

PROJECT: **CUSTOMER:** **INSTALLER:**

AUDITORIUM	STAIRCASE	STEP NUMBER	COLOR	UPPER LEFT	LOWER LEFT	UPPER RIGHT	LOWER RIGHT
3	MIDDLE	10	A	A	11	A	12
3	MIDDLE	13	A	B	11	B	12
3	MIDDLE	16	A	C	11	C	12

Row Indicator Ordering Information

PRODUCT CODE	OPTION	PLACEMENT	LED COLOR	ROW INDICATOR POSITION
ST	RI			
ST = Softstep II Titanium	RI = Row Indicator	BTH = Both LWR = Lower UPR = Upper	19 = 1900K 27 = 2700K 30 = 3000K 35 = 3500K 40 = 4000K AM = Amber RD = Red BL = Blue DB = Dolby Blue NL = No LED	B = Both L = Left R = Right

Upper

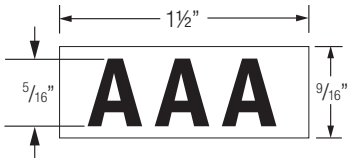

Lower

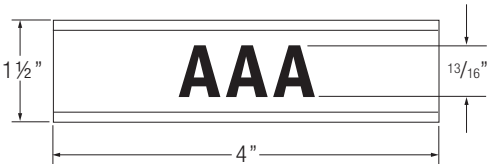

Tivoli, LLC. reserves the right to modify this specification without prior notice.

Copyright © 2021 Tivoli 01.12.2026

www.tivolilighting.com tel: 714-957-6101 fax: 714-427-3458

Specification

LED Spacing O.C. Step Top Row Indicator	4″	6″	9″	12″
Watts/ft	0.0072	0.0048	0.0026	0.0024

LED Spacing O.C. Bottom Row Illuminator	4″	6″	9″	12″
*Lumens/ft	16.2	10.4	6.4	4.4
*Watts/ft	0.65	0.44	0.28	0.22
*Lumen/watt	25			
CRI	>80/TYP83			
Kelvin Temp	1900K, 2700K, 3000K, 3500K, 4000K (+/-80K) 3SDCM, Red, Blue, Amber			
Rated Life	75,000 hrs.			
**Max Ordering Length	12′			
Order Increments	6″			
Operating Voltage	12V DC			
Power Supply	Class 2			
Dimmable	Yes			

* 3000K Sample
**Available in 6″ increments up to 12′. Specify when ordering.

In-Wall Controls

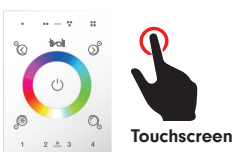

TVOQ-1-WH
White

TVOQ-10-XX-7
XX = **BK** (Black), **WH** (White)

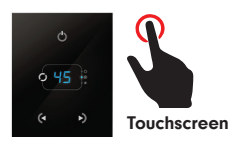

TVOQ-2-BK
Black

Tivoli, LLC. reserves the right to modify this specification without prior notice.

Mounting Accessories

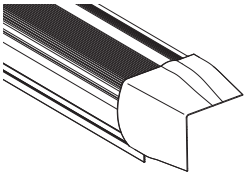

ST-LENS-CL-12
Clear top lens, 12'
ST-LENS-BZ-12
Bronze top lens, 12'
ST-LL-CL-12
Clear lower lens, 12'
ST-BS-TT-12
Base Extrusion 12', Two Tone
ST-BS-BK-12
Base Extrusion 12', Black

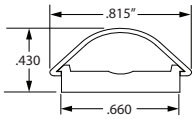

BS-CC-8
Wall wireway, 8' Black Base & Conduit Cover

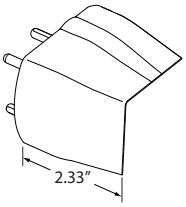

CARPET TO EDGE END CAP
ST-EC-L
Left End Cap
ST-EC-R
Right End Cap

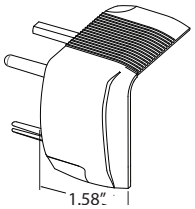

CARPET TO CARPET END CAP
ST-CC-EC-L
Left End Cap, Carpet-To-Carpet
ST-CC-EC-R
Right End Cap, Carpet-To-Carpet

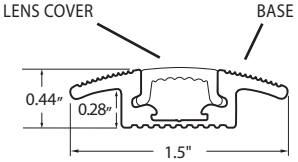

WW-CC-BK-8
Carpet to Carpet Base and Cover 8' - Black
WW-CC-GY-8
Carpet to Carpet Base and Cover 8' - Grey
WW-CW-BK-8
Carpet to Wall Base and Cover 8' - Black
WW-CW-GY-8
Carpet to Wall Base and Cover 8' - Grey
WW-CW-BS-8
Base Only, Carpet to Wall, Black, 8'
WW-CC-BS-8
Base Only, Carpet to Carpet, Black, 8'
WW-TC-CL-8
Lens Cover Only, Clear, 8'
WW-TC-BK-8
Lens Cover Only, Black, 8'
WW-TC-BZ-8
Lens Cover Only, Bronze, 8'
WW-TC-GY-8
Lens Cover Only, Gray, 8'

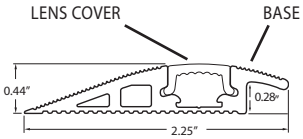

WW-CE-BK-8
Carpet to Edge Base and Cover 8' - Black
WW-CE-GY-8
Carpet to Edge Base and Cover 8' - Gray
WW-CE-BS-8
Base Only, Carpet To Edge, Black, 8'
WW-TC-CL-8
Lens Cover Only, Clear, 8'
WW-TC-BK-8
Lens Cover Only, Black, 8'
WW-TC-BZ-8
Lens Cover Only, Bronze, 8'
WW-TC-GY-8
Lens Cover Only, Gray, 8'

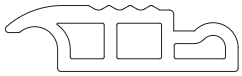

STP-EXTNDR-12
SoftStep Landing Tread Extender, 12'

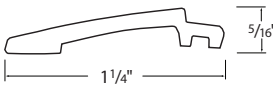

ST-R-12
Step Reducer, 12' (shown)
TM-3/16
Concrete Screw 3/16" x 1 1/4"
RONDB-5/32
Concrete Drill Bit 5/32" Dia

EXTRUSION ADHESIVE
ADH-MB-75AM-10
Extrusion adhesive, 10.1 oz tubes, sold individually. 30 per case.
ADH-MB-75AM-29
Extrusion adhesive, 29 oz tubes, sold individually. 12 per case.

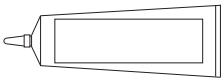

END CAP ADHESIVE
ADH-5-CA
Clear liquid adhesive for end caps. 5 oz tube.

Replacement Part

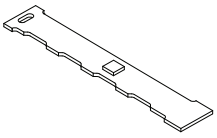

REPLACEMENT LED PCB (TOP ROW)
TT-LED-19
1900K
TT-LED-27
2700K
TT-LED-30
3000K
TT-LED-35
3500K
TT-LED-40
4000K
TT-LED-AM
Amber
TT-LED-BL
Blue
TT-LED-RD
Red

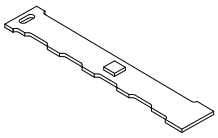

REPLACEMENT LED PCB (BOTTOM ROW)
TT-LED-19-B
1900K
TT-LED-27-B
2700K
TT-LED-30-B
3000K
TT-LED-35-B
3500K
TT-LED-40-B
4000K
TT-LED-AM-B
Amber
TT-LED-BL-B
BLUE
TT-LED-RD-B
Red

OPTIONAL ROW INDICATOR REPLACEMENT LAMP
RI-LED-19
1900K
RI-LED-27
2700K
RI-LED-30
3000K
RI-LED-35
3500K
RI-LED-40
4000K
RI-LED-AM
Amber
RI-LED-BL
Blue
RI-LED-RD
Red

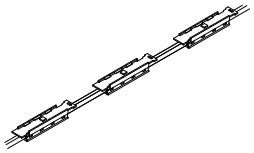

REPLACEMENT STRAND WITH LED (Top Row)
TT-STP-04-STRD-XX
Replacement Strand - 4" O.C., Available in XX = 19/27/30/35/40/RD/BL/AM
TT-STP-06-STRD-XX
Replacement Strand - 6" O.C., Available in XX = 19/27/30/35/40/RD/BL/AM
TT-STP-09-STRD-XX
Replacement Strand - 9" O.C., Available in XX = 19/27/30/35/40/RD/BL/AM
TT-STP-12-STRD-XX
Replacement Strand - 12" O.C., Available in XX = 19/27/30/35/40/RD/BL/AM

TT-PH
Power harness with lead wire & crimp connector

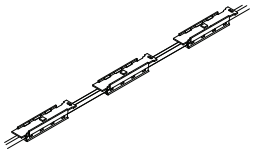

REPLACEMENT STRAND WITH LED (Bottom Row)
TT-STP-04-STRD-XX-B
Replacement Strand - 4" O.C., Available in XX = 19/27/30/35/40/RD/BL/AM
TT-STP-06-STRD-XX-B
Replacement Strand - 6" O.C., Available in XX = 19/27/30/35/40/RD/BL/AM
TT-STP-09-STRD-XX-B
Replacement Strand - 9" O.C., Available in XX = 19/27/30/35/40/RD/BL/AM
TT-STP-12-STRD-XX-B
Replacement Strand - 12" O.C., Available in XX = 19/27/30/35/40/RD/BL/AM

Tivoli, LLC. reserves the right to modify this specification without prior notice.

Power Supplies

ADUL - NON DIMMING

DESCRIPTION	CAT NO	APPLICATION	PRIMARY VOLTAGE	SECONDARY VOLTAGE	CIRCUIT BREAKERS	MAX LOAD	CIRCUIT CAPACITY
ADUL Series Class 2 Transformer	ADUL-80-1-5-12-D	Indoor / Damp	100-277V AC 50/60 HZ	12V DC	1	60W	5A
	ADUL-150-2-5-12-D				2	2x60W	2x5A
	ADUL-240-3-5-12-D				3	3x60W	3x5A
	ADUL-320-4-5-12-D				4	4x60W	4x5A

ADUL - 0-10V DIMMING

DESCRIPTION	CAT NO	APPLICATION	PRIMARY VOLTAGE	SECONDARY VOLTAGE	CIRCUIT BREAKERS	MAX LOAD	CIRCUIT CAPACITY
ADUL Series Class 2 Transformer	ADUL-80-1-5-12-DOT	Indoor / Damp	100-277V AC 50/60 HZ	12V DC	1	60W	5A
	ADUL-150-2-5-12-DOT				2	2x60W	2x5A
	ADUL-240-3-5-12-DOT				3	3x60W	3x5A
	ADUL-320-4-5-12-DOT				4	4x60W	4x5A

ADUL - DMX SINGLE ADDRESS

DESCRIPTION	CAT NO	APPLICATION	PRIMARY VOLTAGE	SECONDARY VOLTAGE	CIRCUIT BREAKERS	MAX LOAD	CIRCUIT CAPACITY
ADUL Series Class 2 Transformer	ADUL-80-1-5-12-DIN	Indoor / Damp	100-277V AC 50/60 HZ	12V DC	1	60W	5A
	ADUL-150-2-5-12-DIN				2	2x60W	2x5A
	ADUL-240-3-5-12-DIN				3	3x60W	3x5A

ADUL - DMX MULTI ADDRESS

DESCRIPTION	CAT NO	APPLICATION	PRIMARY VOLTAGE	SECONDARY VOLTAGE	CIRCUIT BREAKERS	MAX LOAD	CIRCUIT CAPACITY
ADUL Series Class 2 Transformer	ADUL-150-2-5-12-DIN-2	Indoor / Damp	100-277V AC 50/60 HZ	12V DC	2	2x60W	2x5A
	ADUL-240-3-5-12-DIN-3				3	3x60W	3x5A
	ADUL-320-4-5-12-DIN-4				4	4x60W	4x5A

INFINITY - MLV / ELV / 0-10V / PWM / TRIAC

DESCRIPTION	CAT NO	APPLICATION	PRIMARY VOLTAGE	SECONDARY VOLTAGE	CIRCUIT BREAKERS	MAX LOAD	MIN LOAD	CIRCUIT CAPACITY
Infinity Series Class 2 Transformer	INF-J-30-1-2.5-12	Indoor / Outdoor	100 - 277V AC	12V DC	1	30W	3W	2.5A
	INF-J-60-1-5-12				1	60W	6W	5A
	INF-J-180-3-5-12				3	3x60W	3x6W	3x5A
	INF-J-300-5-5-12				5	5x60W	5x6W	5x5A

Tivoli, LLC. reserves the right to modify this specification without prior notice.

Copyright © 2021 Tivoli 01.12.2026

www.tivolilighting.com tel: 714-957-6101 fax: 714-427-3458

Dimmers

DIMMING - 0-10V

DESCRIPTION	CAT NO	APPLICATION	INPUT VOLTAGE	OUTPUT VOLTAGE	MAX LOAD
0-10V Dimmer	DIM-LD-010	Indoor	12V/24V DC	12V/24V DC	30 mA max. output (sink only)

DIMMING - MLV

DESCRIPTION	CAT NO	APPLICATION	INPUT VOLTAGE	OUTPUT VOLTAGE	MAX LOAD
MLV Dimmer	N-600	Indoor	120V AC	120V AC	450W
	N-1000				800W
	N-1500				1200W
	D-600				450W
	M-600				450W
	M-1000				800W

DIMMING - ELV

DESCRIPTION	CAT NO	APPLICATION	INPUT VOLTAGE	OUTPUT VOLTAGE	MAX LOAD
ELV Dimmer	ME-600	Indoor	120V AC	120V AC	450W
	DE-300				300W

Tivoli, LLC. reserves the right to modify this specification without prior notice.

Copyright © 2021 Tivoli 01.12.2026

www.tivolilighting.com tel: 714-957-6101 fax: 714-427-3458